

Sitting Ducks



WARNING: READ BEFORE USING YOUR PLAYSTATION®2 COMPUTER ENTERTAINMENT SYSTEM.

A very small percentage of individuals may experience epileptic seizures when exposed to certain light patterns or flashing lights. Exposure to certain patterns or backgrounds on a television screen or while playing video games, including games played on the PlayStation 2 console, may induce an epileptic seizure in these individuals. Certain conditions may induce previously undetected epileptic symptoms even in persons who have no history of prior seizures or epilepsy. If you, or anyone in your family, has an epileptic condition, consult your physician prior to playing. If you experience any of the following symptoms while playing a video game — dizziness, altered vision, eye or muscle twitches, loss of awareness, disorientation, any involuntary movement, or convulsions — **IMMEDIATELY** discontinue use and consult your physician before resuming play.

WARNING TO OWNERS OF PROJECTION TELEVISIONS:

Do not connect your PlayStation 2 console to a projection TV without first consulting the user manual for your projection TV, unless it is of the LCD type. Otherwise, it may permanently damage your TV screen.

USE OF UNAUTHORIZED PRODUCT:

The use of software or peripherals not authorized by Sony Computer Entertainment America may damage your console and/or invalidate your warranty. Only official or licensed peripherals should be used in the controller ports or memory card slots.

HANDLING YOUR PLAYSTATION 2 FORMAT DISC:

- This disc is intended for use only with PlayStation 2 consoles with the NTSC U/C designation.
- Do not bend it, crush it or submerge it in liquids.
- Do not leave it in direct sunlight or near a radiator or other source of heat.
- Be sure to take an occasional rest break during extended play.
- Keep this compact disc clean. Always hold the disc by the edges and keep it in its protective case when not in use. Clean the disc with a lint-free, soft, dry cloth, wiping in straight lines from center to outer edge.
Never use solvents or abrasive cleaners.



... TABLE OF CONTENTS

03 GETTING STARTED

04 THE GAME CONTROLS

05 THE CHARACTERS

06 BILL & ALDO CONTROLS

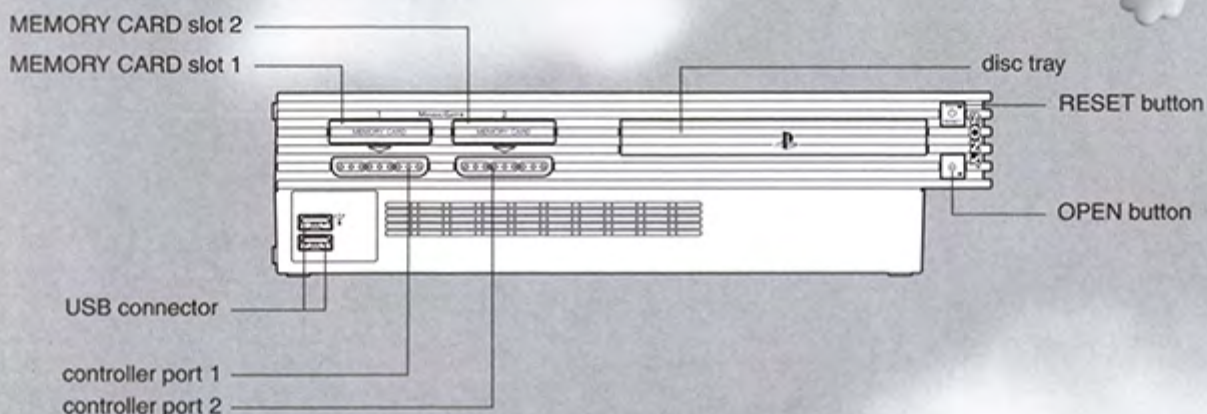

08 TO SAVE THE GAME

10 GAME MENU

10 CREDITS



... GETTING STARTED

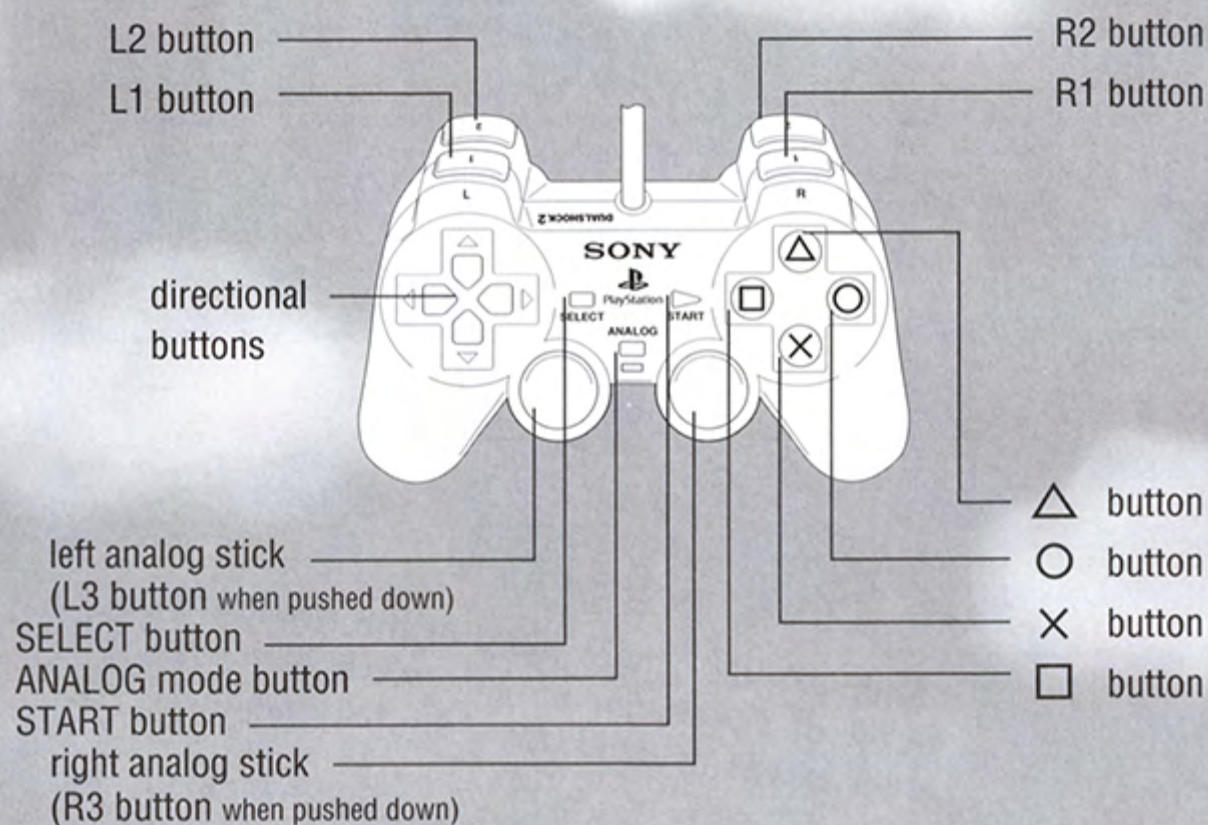


Set up your PlayStation[®]2 computer entertainment system according to the instructions in its Instruction Manual. Make sure the MAIN POWER switch (located on the back of the console) is turned ON. Press the RESET button. When the power indicator lights up, press the OPEN button and the disc tray will open. Place the *Sitting Ducks*[™] disc on the disc tray with the label side facing up. Press the OPEN button again and the disc tray will close. Attach game controllers and other peripherals, as appropriate. Follow on-screen instructions and refer to this manual for information on using the software.



... THE GAME CONTROLS

(DUALSHOCK®2) Analog Controller



...THE CHARACTERS



BILL

One bird stands out amongst the flock - Bill. A quirky, smaller than average duck with a big imagination and a secret fun-loving side. Bill wants to discover his inner duck. He wants to see what lies beyond Ducktown. And, above all, he wants to fly!

Play as Bill, and become the hero of your game!



ALDO

Bill's best friend is Aldo. He's a big lumbering bull-in-a-china-shop alligator, chock-full of rough edges. Aldo is a tough guy with a soft center. This unlikely friendship between these two creatures on opposite ends of the food chain sets the scene for unique challenges...and a lot of fun!



You can also play a number of other characters from the TV series in the Multiplayer mode : Bev, Cecil, Clair, Ed, Oly, Waddle, Fred...

THE STORY

"Sitting Ducks" takes place in the whimsical world of Ducktown, a town much like any other except its inhabitants are feathered.

Ducktown, a small, seemingly peaceful, community. And not far away, Swampwood, a city inhabited by alligators, for whom ducks are a delicacy. Ducks and alligators don't ordinarily get on well together, yet Bill, our feathered hero, has become friends with Aldo the alligator. The two are inseparable and help each other out of the trickiest situations.

Play as Bill, and on occasions, Aldo and solve the many and varied enigmas that you will discover as you play through the game.

5





... BILL & ALDO CONTROLS

- Left analog stick Move
- Right analog stick Move camera
- Directional buttons Move
- X button Jump
- △ button Get on a vehicle
- button When you are playing Aldo or driving a scooter, you can take a friend with you
- button Action (talk)
- START Button Pause/Options menu/Stop film sequence
- LI-R1 button Move left and right in Pause Menu

... If you want to use the left analog stick to play, set the controller to analog mode (indicator : red).

... SCOOTER & VEHICLE CONTROLS

- X button ... Accelerate
- button ... Brake/move back
- △ button ... Leave the vehicle



... MAIN MENU When you insert the disc, you can :

Replay Mission
Options
Start a New Game



Continue Story
Multiplayer Game
Load a Saved Game

... MISSIONS

1- Main Mission

You have to help your friends, they will tell you what their problems are and after that it's up to you!

Be careful, during the game you will have to collect 100 Flyers.



Flyers are saying that you can have free holidays...but it is a trap.

They have been placed in Ducktown by Colonel Snappy, Duck Nuggets factory's manager who wants to capture ducks to eat them.



6

2- How to play

To complete a mission you have to go:

from **M** (red) to **O** (green)

3- Parallel Missions

As well as having a main objective some missions may have a secondary or parallel mission within them.

They are symbolized by **S** (blue) on the radar.

A reward for completing a parallel mission is to allow the player to unlock playable characters and vehicles for Multiplayer mode.

You can choose to accomplish them when you want.



... FEATHERS

When Bill runs into objects in the single player missions he will incur damage, which sends his feathers flying. You are able to collect your lost feathers, but be sure to hurry as you only have a few seconds before they disappear. It is important that you try to collect as many feathers as possible to buy new maps, vehicles and equipment.

... INSTRUMENT PANEL

Arrow : direction

Time Bonus



Time

When you are following someone, you have to stay in green part.

Radar : show you the way. The point you have at the top of the radar, is what you have in front of you.

... PAUSE MENU



You can display this at any time during a game by pressing the **START** button. It allows you to stop game.

By pressing **L1** and **R1** button you can reach previous and next menu screens : **Status** and **Inventory**.

...This lets you:

- ... Go back to game
- ... Quit mission
- ... Begin mission again
- ... Save
- ... Options
- ... Quit the game





... TO SAVE THE GAME

You may save your progress to a memory card inserted into **MEMORY CARD** slot 1 of your console.

It is recommended that you ensure a memory card with at least 145KB of free space is present before you begin to play.

At the end of each mission, we will propose you to save the game.

If you want to save your party, select **"save"** if not **"continue"**.

With the exception of a few special circumstances, you may save progress at any time using the **"save"**, accessed from the **Pause Menu**.

... OPTIONS MENU

...This lets you:

- ... Game: activate or deactivate subtitles and vibration (Yes/No)
- ... Choose your language.
- ... Sound: Stereo or Mono
- ... Sound effects volume
- ... Music volume
- ... Video: format and position of image
- ... Credits

...By Pressing the R1 button: You will access the Status screen

Number of feathers you have
Total flyers you have collected



Total time you play

% game completion

... INVENTORY SCREEN

To use equipment, vehicles, objects, keys or maps. Press start button during the game, press R1 button twice. Highlight the item you need using the directional buttons and select it by pressing **X** button.



Vehicles are unlocked during the game, you can use them when you want. Highlight the one you need, press **X** button to select it.



...You can buy objects:

... **At DMV (scooters store):**
you will find all scooters you need

... **At the Grocers:**
3 maps of Ducktown park, balsa and blue plane, denture, alligator mask, ice skates, skate board.

... **At Gator Market (in Swampwood):**
one map of Swampwood, the Bowling ball factory map, Quack the ripper costume, yellow plane and batteries for planes.



... EQUIPMENT

1. Use to scare ducks
2. Use scare Ducks and merge with alligators
3. Use to scare alligators

... OBJECTS

Highlight the one you need, press **X** button to select it.



... **Battery:** to operate the plane by remote control and to be able to fly to another quarter (you have to buy it in Swampwood)

... **Phial:** you will receive it during a mission. It allows you to make double jump.

... **Driving licence:** you will win it during a mission: you will be able to drive scooters

... **Engine:** increase scooters speed by two. You can buy it at the Gator Market in Swampwood.

... **Gliding (jump):** you will win it during a mission. You will be able to soar and have access to new areas.

...How to buy objects: Move just in front of each object you need. A screen will appear:



If you want to buy object: highlight "buy" and validate with **X** button

If you doesn't want to buy: highlight "cancel" and validate with **X** button

... KEYS & MAPS



Choose the scooter you prefer, among 5.
Highlight the one you need, press **X** button to select it.



Scroll to the Map Screen by pressing the L1 or L2 buttons. Highlight the map you would like to see and press the **X** button to select it.

...If you are looking for the best and quickest route, use the map.
A map of each district is available to you that will allow you to find your way.



... GAME MENU

...If you select "Quit" in main menu, you will have access to these :

- Continue Story Back to the game
- Replay Mission Replay the mission you've begun
- Multiplayer
- Options Control game-sound-video
- Load Game Choose a saved game to load
- New Game Restart a new game

... MULTIPLAYER MODE



This is a Race Mode which allows you compete against your friends.
You can play up to 2 players.

You have to choose:

- ... The Character you want to play
- ... Your vehicle
- ... The map
- ... The kind of race.

There are 4 different races available:

- ... **Race:** Be the winner of the race.
- ... **Egg Hunt:** Find the egg and return it to your own goal.
- ... **Stage Race:** Pass through various places marked by arrows.
- ... **Star:** Find the star, and keep it for 60 seconds.

... CREDITS

L.S.P. ASOBO Universal HIP

Publishing:
Olivier Goulon

Production Team:
Cyrille Fontaine
Graeme Boxall

Q&A Team:
Thomas Dhenin
Guillaume Piu
Frédéric Oughdantz
Ravi Le Rochus

Marketing Team:
Albéric Guigou
Cécile Lamaure
Marianne Pujol
Stéphane Missoum
Rénald Lafarge

Special thanks to:
Jean-Claude Goulon
Luna & Mila Goulon
Chiara Guigou
Alyssa Fontaine
Megan Boxall

Game Design:
David Dedeine

2D/3D Artwork:
Patrice Bourroncle
Cedric Rousseau
Franck Manon

Animations and Cinematics:
Ralph Musti
Andreas Nick

Game Programming:
Sebastian Wloch
Nicolas Coquard
Frederic Siess
Martial Bossard

Engine Programming:
Alain Guyet
Nicolas Becavin
Olivier Monsonogo

Advisor:
Michael Bedard

Marketing Director:
Kate Gay

Special thanks to:
Bill Kispert
David Wilson-Nunn

Music by:
KICK PRODUCTIONS

Publishing:
Pete Young
Peter Thomas

Production:
Jonathan Freedman
Matt Johnson
David Kydd

Marketing:
Sandra McAuley
Chrissy Wilhelm

Special thanks to:
Factor(e) Design
Initiative.




10

... NOTES



... NOTES



... END-USER LICENSE AGREEMENT

This end-user license agreement ("agreement") is a legal agreement between you, the user, ("user" or "you") and Hip Games, a division of Hip Interactive Inc. ("publisher"). Carefully read all the terms and conditions of this agreement prior to installing or using this software product ("software").

By installing or using the software, you are accepting all of the terms of this agreement and agree to be bound by the terms of this agreement.

This agreement between publisher and you sets forth the terms and conditions of your use of the software and the documentation ("documentation").

LIMITED LICENSE

This agreement sets forth user's rights to use the software and the documentation, if any, each of which comprises certain proprietary material of publisher. Collectively, the software and the documentation are referred to in this agreement as the licensed product ("licensed product"). The software and documentation are licensed, not sold, to user subject to the terms of this agreement. Publisher grants to user the limited, non-exclusive, and non-transferable right to copy and use the licensed product for user's individual use only.

Under this license, user may:

- Install and use the software for user's individual use only.

USER SHALL NOT:

- Rent, lease, sublicense, timeshare, copy, or otherwise distribute the licensed product for any purpose;
- Use, copy, or transfer copies of the licensed product, except as provided in this agreement;
- Remove or modify any proprietary notices, company names, logos, or other labels or symbols on the licensed product; or
- Disassemble, decompile, or otherwise reverse engineer the licensed product in order to discover the source code or related proprietary information and trade secrets, or have a third party do so.

PROPRIETARY RIGHTS

Publisher and/or its third-party suppliers own all proprietary rights, including all copyrights, patents, and trade secrets, in the licensed product and related to the licensed product. The software source code and related proprietary information and trade secrets are not licensed to user and any modification, addition, or deletion is strictly prohibited. Publisher reserves all rights not expressly granted to user.

LIMITED WARRANTY

Publisher warrants to the original purchaser that this game shall be free from defects in material and workmanship for a period of ninety (90) days from the date of purchase. If a defect covered by this limited warranty occurs during the 90-day limited warranty period, publisher will repair or replace the defective game at its option, free of charge, on the receipt of the software with the proof of the date of purchase.





... END-USER LICENSE AGREEMENT

LIMITATION OF LIABILITY

To the maximum extent permitted by applicable law, in no event will publisher or its third-party suppliers or distributors be liable for any direct, indirect, special, incidental, or consequential damages arising out of the use of or inability to use the licensed product, including, without limitation, damages for lost profits, loss of data, loss of good will, work stoppage, computer failure or malfunction, even if advised of the possibility thereof, and regardless of the legal or equitable theory (contract, tort, or otherwise) upon which the claim is based. In no event shall publisher be liable to user in any amount exceeding the amount of the license fee paid to publisher.

EXPORT CONTROL

User agrees to comply with all export laws and restrictions and regulations of Canada and/or the United States of America or foreign agencies or authorities, and not to export or re-export the licensed product in violation of any such restrictions, laws or regulations, without all necessary approvals. Publisher makes no warranty relating to exportability of the software to any country.

GENERAL PROVISIONS

ENTIRE AGREEMENT. This agreement sets forth the entire understanding between user and publisher with respect to the subject matter hereof. This agreement may be amended only in a writing signed by both parties. No vendor, distributor, dealer, retailer, sales person, or other person is authorized to modify this agreement or to make any warranty, representation, or promise which is different than, or in addition to, the representations or promises of this agreement.

OTHER. No waiver of any right under this agreement shall be effective unless in writing, signed by a duly authorized representative of publisher. Failure to insist upon strict compliance with this agreement shall not be deemed a waiver of any future right arising out of this agreement. This agreement shall be governed by and construed in accordance with the substantive laws of the province of Ontario without regard to any conflict of law provisions. The parties agree that any dispute relating to this agreement or its subject matter shall be submitted to exclusive, binding arbitration held in Toronto, Ontario, Canada. If any provision of this agreement is held by a court of competent jurisdiction to be invalid or unenforceable, such provision shall be fully severable, and this agreement shall be construed and enforced as if the illegal, invalid, or unenforceable provision had never been a part of this agreement. You may not assign or transfer this agreement, and any such attempted assignment or transfer shall be null and void. The prevailing party in any action to enforce this agreement shall be entitled to recover its reasonable attorneys' fees from the other party.

Hip Games, A Division of Hip Interactive Inc.
603 Romeo Street South
Stratford, Ontario Canada N5A 6S5
Website: www.hipinteractive.com

Customer Support:

Telephone: 1-(519)-272-1174

Website: www.hip-games.com/support

Note: E-mail support is handled in English only

*Please do not contact support for cheats/hints/tips, it is to be used for technical issues only.



